
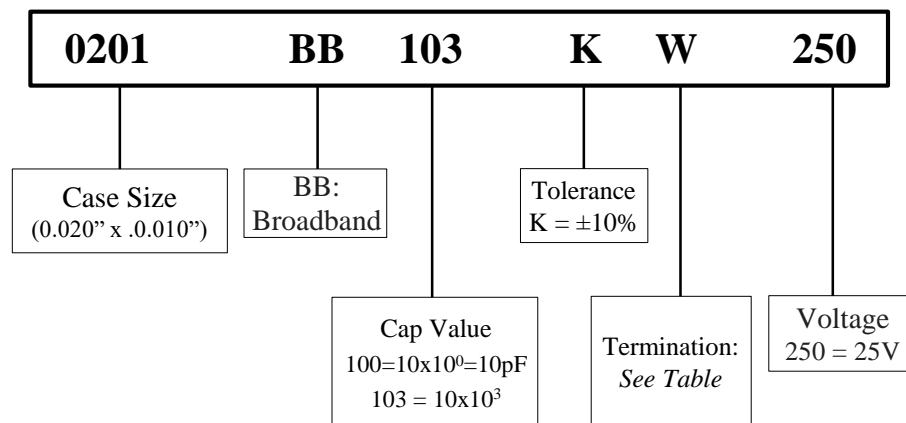


≡ Product Features

• Typical Operating Frequency Range	160 kHz (-3dB point) to > 32 GHz
• Insertion Loss	< 1dB, typical
• Tape & Reel	15K pcs/reel; Lower quantities available in cut tape
• Capacitance	10nF
• Operating Temperature Range	-55°C to +125°C
• Temperature Coefficient of Capacitance (TCC)	(±15%, -55°C to +125°C)
• Rated Voltage	25 WVDC
• Dielectric Withstanding Voltage (DWV)	250% of rated WVDC for 5 seconds
• Insulation Resistance	10 \wedge 11 Ω min @ +25°C @ rated WVDC

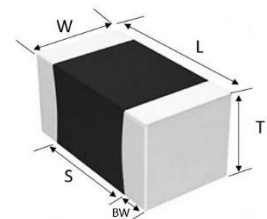


≡ Part Numbering




≡ Capacitor Dimensions

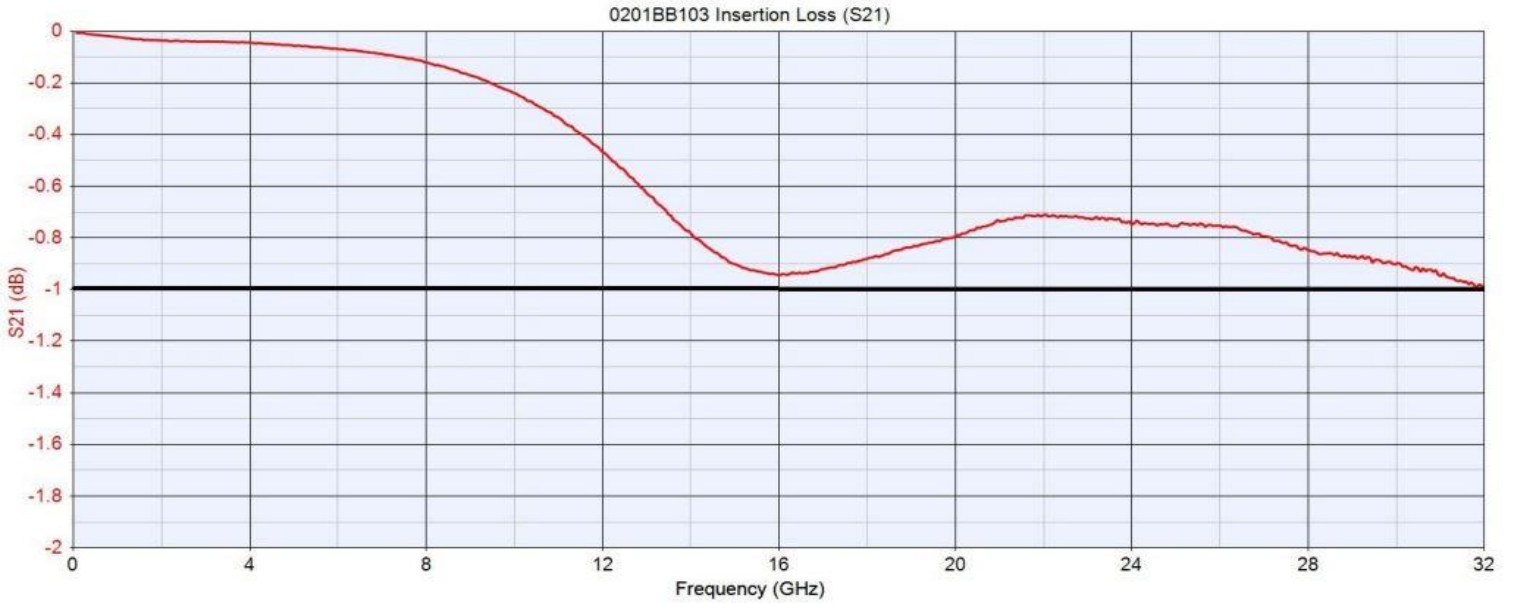
Length	Width	Thickness	Gap
L	W	T	S
0.023 in. ± 0.002 (0.58mm ± 0.06mm)	0.012 in. ± 0.002 (0.30mm ± 0.06mm)	0.013 in. Typ. (0.33mm)	0.008 in. Typ. (0.20 min)



≡ Terminations

W	G	L
 Tin Plated over Nickel Barrier (RoHS Compliant)	Gold Epoxy Mount Only	Tin/Lead (90%Sn/10%Pb)

≡ Performance Curves



≡ Test Conditions

Typical responses for sample placed across a 3-mil gap in a 13-mil-wide trace on 6.6mil Rogers RO4350.

Measured and modeled data are de-embedded to the mounting pad edges using TRL calibration procedures.